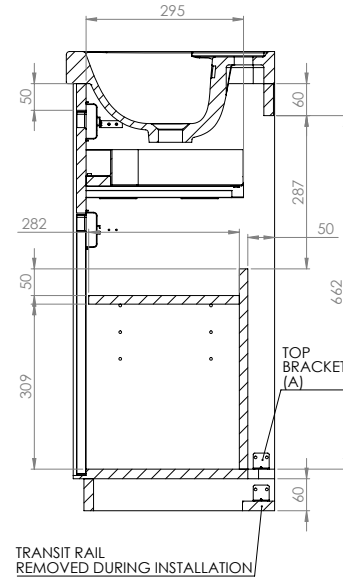

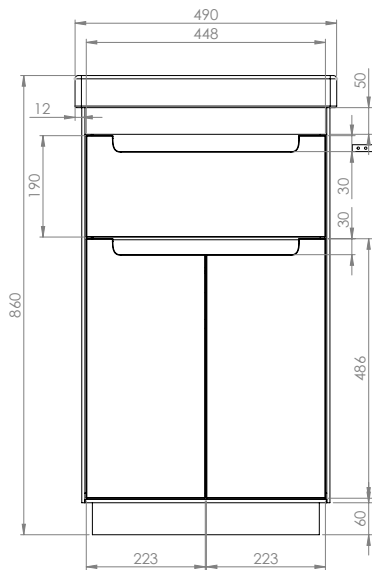


# Technical Data Sheet

## Acumen 500 FM unit

What's in the box: 1x ACU500F.X + fixings

**TAVISTOCK**  
inspiring bathrooms



Refer to basin TDS for more information.

Diagrams not to scale  
All dimensions in mm  
Tolerance of +/-5mm

### Materials

Carcass: 18mm painted MDF  
Fascia components: 18mm painted MDF

\*\*Dimensions are subject to change, customers are advised to measure actual product before commencing installation.  
\*\*\*Fixing point dimensions are for guidance only/the positions of wall fixing must be checked when product is received.

### FAQs

- Q: How big is the plumbing void?  
A: 50mm.
- Q: Are the hinges soft close?  
A: The hinges are both soft close and quick release.
- Q: How deep is the unit with door open?  
A: Approx depth with 90° hinge 600mm.
- Q: Can the doors be adjusted?  
A: The door can be adjusted as detailed in the supplied instructions.
- Q: Is the shelf removable?  
A: Yes, there is one removable shelf.
- Q: What is the shelf capacity?  
A: Shelf maximum depth is 280mm.
- Q: How many shelves are there?  
A: There is one shelf and a base within the unit.
- Q: Is the shelf adjustable?  
A: Yes, the shelf has three height adjustments each 50mm apart.
- Q: What is the interior finish of the unit?  
A: The unit interior is dark grey.
- Q: Are the runners soft close?  
A: The runners are both soft close and quick release.
- Q: How deep is the unit when the drawers are fully open?  
A: Approximately 775mm.
- Q: Can the drawers be adjusted?  
A: The drawers can be adjusted as detailed in the supplied instructions.
- Q: Can I remove the transit brace at the bottom of the unit?  
A: Yes, this should be removed on installation by removing the L-brackets at the base of the unit. Ensure Top Bracket (A) is left in place.
- Q: Do need to install the aluminium profile trim?  
A: Yes, this is available to purchase and install separately.

NOTE: Colours unique to Tavistock - No RAL Code available