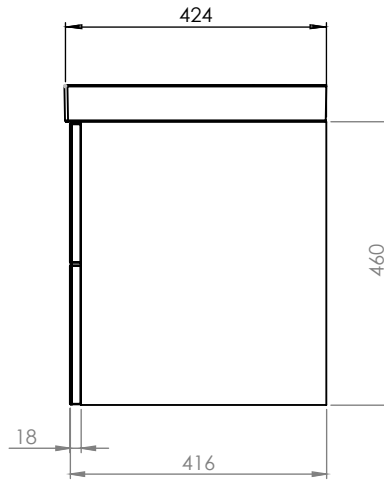
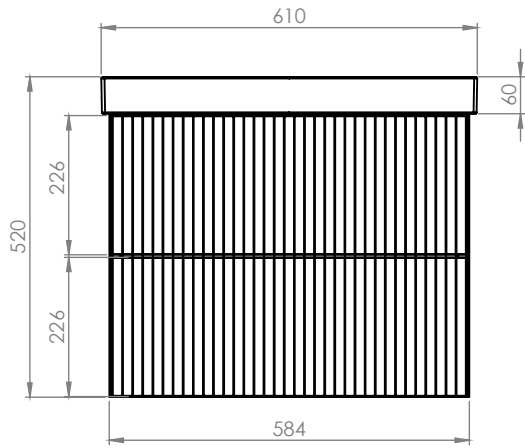


Technical Data Sheet

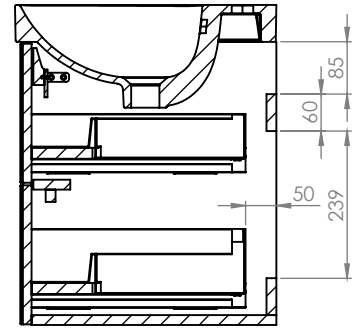
TAVISTOCK

Cadence 600 Fluted Wall Mounted Unit

What's in the box: 1x CAFL600W.X + Fixings



*Reference basin TDS for further info



Diagrams not to scale
All dimensions in mm
Tolerance of +/-5mm

Materials

Carcass: 18mm MFC or Painted MDF

Fascia Components: 18mm MFC or Painted MDF

**Dimensions are subject to change, customers are advised to measure actual product before commencing installation.

***Fixing point dimensions are for guidance only/the positions of wall fixing must be checked when product is received.

Extra Dimensions

Internal Drawer Depth - Front to Back:	326mm
Internal Drawer Height - Top:	55mm
Internal Drawer Height - Bottom:	88mm
Internal Drawer Width:	412mm
Drawer Cut Out (W&D):	150mm x 239mm
Hanger Centres:	432mm

FAQs

Q: How big is the plumbing void at the back of the furniture?	A: 50mm
Q: Are the handles fitted?	A: No, handles need fitting.
Q: Are the runners soft close?	A: The runners are both soft close and quick release.
Q: How deep is the unit when the drawers are fully open?	A: Approx. 780mm including handle.
Q: Can the drawers be adjusted?	A: The drawers can be adjusted as detailed in the supplied instructions.
Q: What is the interior finish of the unit?	A: The unit interior finish is dark grey.
Q: Which handles are available with fluted drawer fronts?	A: Our profile handle, Cadence Handle 01, is compatible with our fluted drawer fronts.

NOTE: Colours unique to Tavistock - No RAL Code available