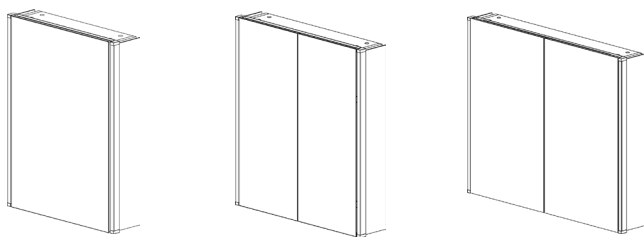


Technical Data Sheet

FLOW

**Box Contents:**

Flow Cabinet | 2 smoked glass shelves | 4x screws | Instructions booklet | Recessed & surface mounted installation options.

Materials:

Carcass: 15mm MFC | Door: Mirror on Mirror | Backboard: 3mm MDF

Glass: 3mm PVC Backed

FAQ's:

FAQ's:	Units	FWC050 / FWC050-XX	FWC060 / FWC060-XX	FWC080 / FWC080-XX
Recess dimensions* (W x H x D)	mm	461 x 648 x 99	561 x 648 x 99	759 x 648 x 99
Internal dimensions (W x H x D)	mm	429 x 617 x 97	530 x 617 x 97	729 x 617 x 97
Shelf dimensions (W x H x D)	mm	423 x 6 x 93	525 x 6 x 93	723 x 6 x 93
Max shelf spacing	mm	80		
Distance between door hinges	mm	370		
Individual door dimensions (W x H x D)	mm	458 x 662 x 16	280 x 662 x 16	380 x 662 x 16
Door opening angle	°	90		
Depth with door fully open	mm	560	380	482
Hanging bracket centres	mm	NA		
What is the thickness of the mirror glass?	mm	3mm		
Is the cabinet IP44 rated?	-	Yes		
What size fuse should I use?	-	Seek the advice of an electrician		
What is the total power consumption?	W	27	42	
Does the mirror have an energy rating?	-	F		
What is the colour of the light and the Kelvin rating?	K	6000K		
What is the Lumen of the LEDs?***	Lms	900		
What is the wattage of the lights?	W	12		
Where is the Touch Sensor located?	-	Lower Right	Lower Centre	
Where is the shaver socket located?	-	Inside on the top right		
Can the LED lighting be replaced?	-	No		
Can the slider controller switch be replaced?	-	No		
What is the output of the demister pad?	W	15	30	30
What are the dimensions of the demister pad?	mm	200 x 300	2pcs 150 x 400	2pcs 200 x 300
How do I turn on the demister pad?	-	The demister pad will turn on when the LEDs are turned on.		
Are illuminated mirrors supplied with mains cable?	-	All illuminated mirrors are supplied with a removeable 500mm mains cable. There is ample storage for excess cable in the back of the unit.		

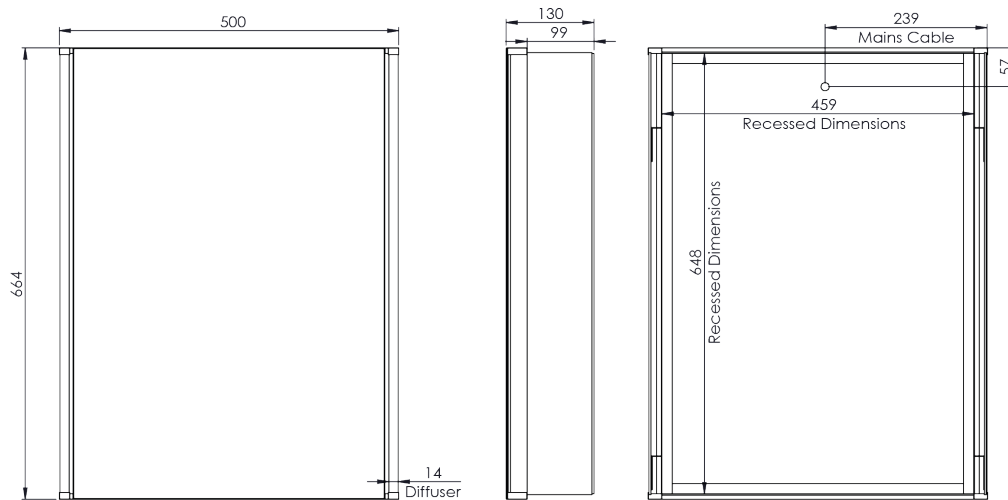
Notes:

- *Recess dimensions are for guidance only. We recommend measuring the product dimensions and adding a minimum of 5mm to provide some tolerance during installation.
- ***The Lumen represents the output of the LED. This may vary depending on the diffuser material i.e., glass or acrylic.
- Dimensions are subject to change customers are advised to measure actual product before commencing installation.
- Fixing point dimensions are for guidance only/the positions of wall fixing must be checked when product is received.

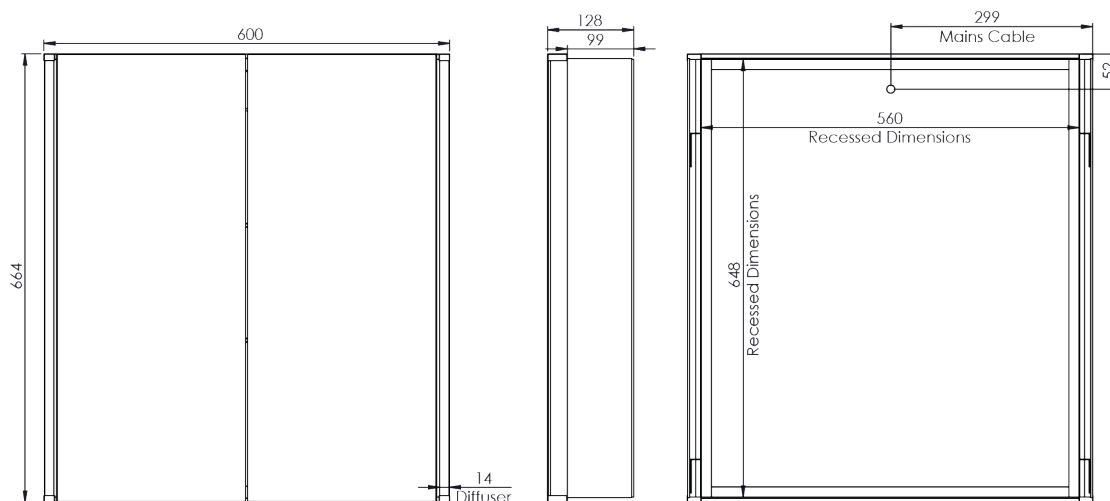
5 Year Guarantee

We have complete confidence in this R2 bathroom Cabinet and as such it is offered with a 5-year guarantee against defects in manufacture. The electronics are covered by our 2-year guarantee. In the unlikely event that this product should fail during the guarantee period we will either replace the faulty part or the complete unit as appropriate.

FWC050 / FWC050-XX



FWC060 / FWC060-XX



FWC080 / FWC080-XX

