

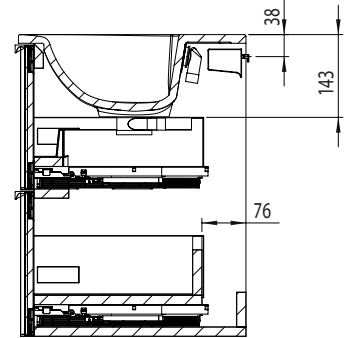
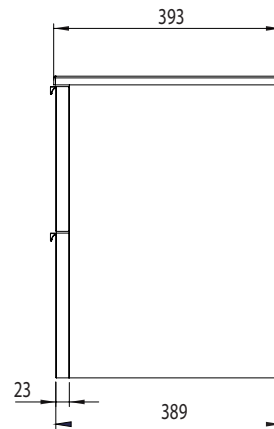
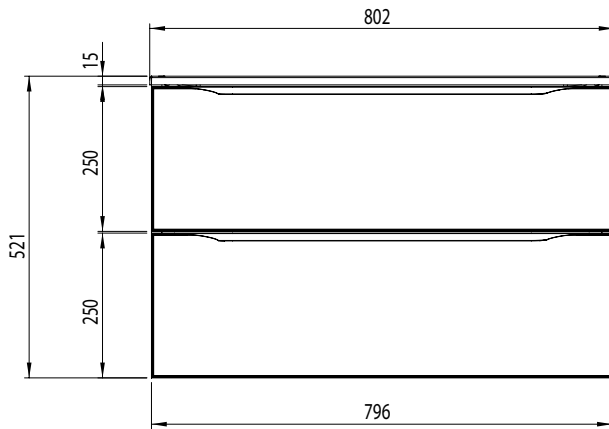
Technical Data Sheet

ROPER RHODES®

Frame 800mm Wall Mounted Unit

Whats in the box: 1x FRM800D.X + Wall Fixings

*Reference basin TDS for further info



Diagrams not to scale
All dimensions in mm
tolerance of +5mm

Materials

Carcass: 18mm MDF

Fascia Components: Aluminium Extrusion, 4mm Low Iron Glass, 10mm MDF Backing

**Dimensions are subject to change, customers are advised to measure actual product before commencing installation.

***Fixing point dimensions are for guidance only/the positions of wall fixing must be checked when product is received.

Extra Dimensions

Internal Drawer Depth - Front to Back:

275mm

Internal Drawer Height:

Top Drawer - 68mm, Bottom Drawer - 103mm

Internal Drawer Width:

718mm

Drawer Cut Out (W&D):

178mm x 232mm

Hanger Centres:

744mm

FAQs

Q: How big is the plumbing void at the back of the furniture?

A: 76mm

Q: How far apart are the hole centres for the handles?

A: There are no hole centres for the handles.

Q: Are the handles fitted?

A: Yes the handles come pre-fitted.

Q: Are the runners soft close?

A: The runners are both soft close and quick release.

Q: How deep is the unit when the drawers are fully open?

A: Approx. 700mm including handle.

Q: Can the drawers be adjusted?

A: Yes, vertical and horizontal.

Q: What is the interior finish of the unit?

A: Dark Grey

NOTE: Colours unique to Roper Rhodes - No RAL Code available