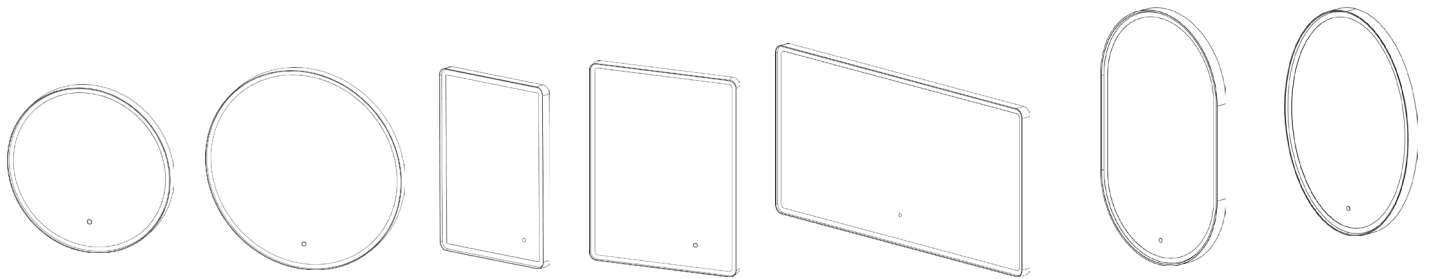


Technical Data Sheet

FRAME



Box Contents:

Frame Mirror | 2x wall plugs | 2x screws | Instructions booklet

Materials

Frame Material: Extruded Aluminium

Glass: 5mm PVC Backed

FAQ's:	Units	FR50SG	FR60RW FR60RG FR60RB	FR60SW FR60SG	FR80RW FR80RG FR80RB	FR120SW FR120SG	FR50PG	FR50VG FR50VB
Can the mirror be hung landscape?	-	Yes	No	Yes	No	Yes		
What is the thickness of the mirror glass?	mm	5						
Is the mirror IP44 rated?	-	Yes – Suitable for use in bathroom zone 2						
What size fuse should I use?	-	Seek the advice of an electrician						
What is the total power consumption?	W	56.4	36.3	58	60.4	90	90	90
Does the mirror have an energy rating?	-	Yes – It has an energy rating of: F						
What is the colour of the light and the Kelvin rating?	K	2700 - 6500						
What is the wattage of the lights?	W	21.5	19	23	25.5	33.5	36.8	33.3
Where is the IR sensor/rocker switch located?	-	Front bottom right	Front middle	Front bottom right	Front middle	Front bottom right	Front middle	
Can the LED lighting be replaced?	-	No						
Can the IR sensor be replaced?	-	Yes						
What is the output of the demister pad?	W	34.9	17.3	35	35	56.3	17.3	17.3
What are the dimensions of the demister pad? (L x W)	mm	310 x 450	230 x 300	310 x 450	310 x 450	250 x 900	230 x 300	230 x 300
How do I turn on the demister pad?	-	The demister pad will turn on when the LEDs are turned on.						
Are illuminated mirrors supplied with mains cable?	-	All illuminated mirrors are supplied with a removeable 500mm mains cable.						

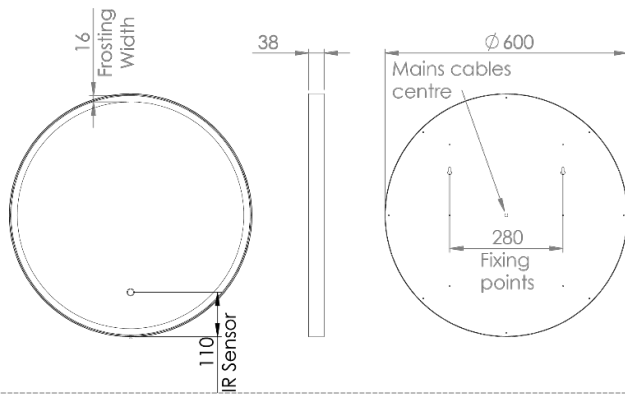
10 Year Guarantee

We have complete confidence in this Roper Rhodes bathroom Mirror and as such it is offered with a 10-year guarantee against defects in manufacture. The electronics are covered by our 2-year guarantee. In the unlikely event that this product should fail during the guarantee period we will either replace the faulty part or the complete unit as appropriate.

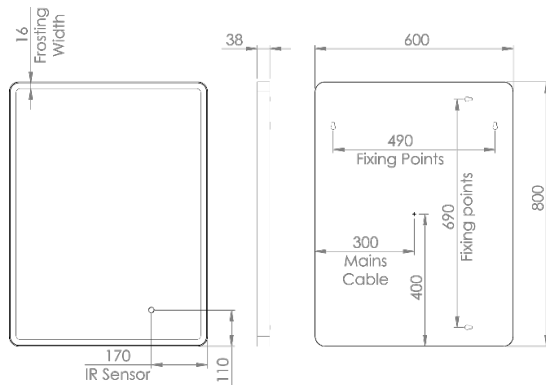
*Dimensions are subject to change, customers are advised to measure actual product before commencing installation.

**Fixing point dimensions are for guidance only/the positions of wall fixing must be checked when product is received.

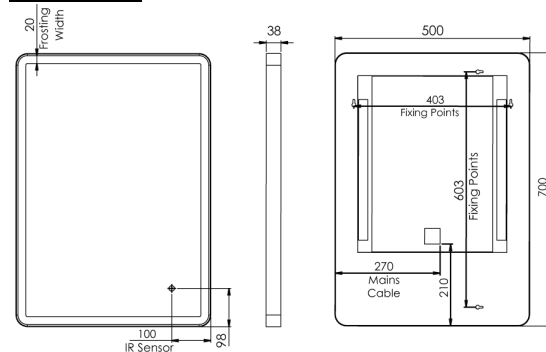
FR60RW/RG



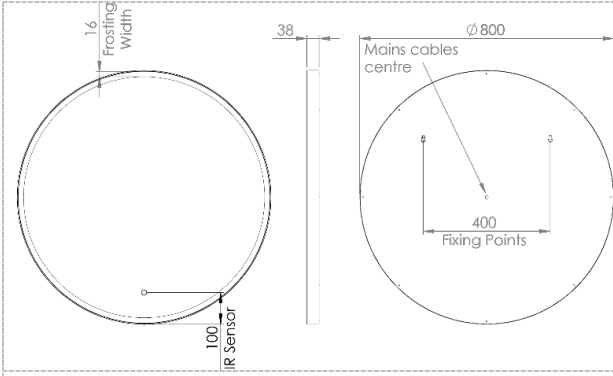
FR60SW/SG



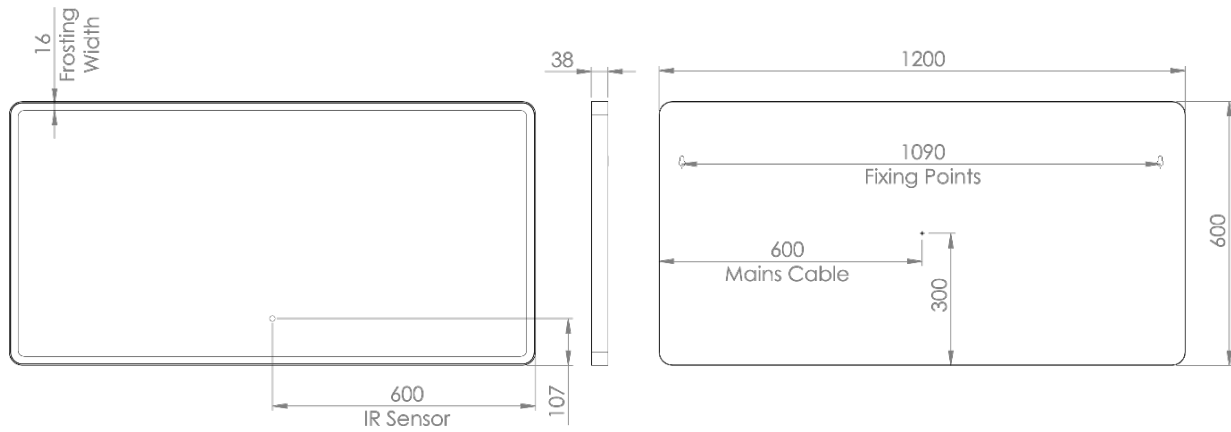
FR50SW/SG



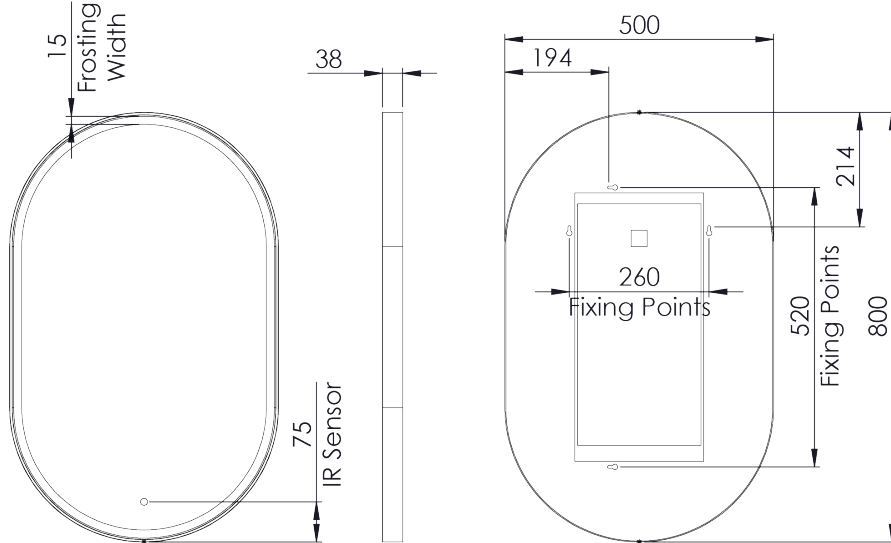
FR80RW/RG



FR120SW/SG



FR50PG



FR50VG

