

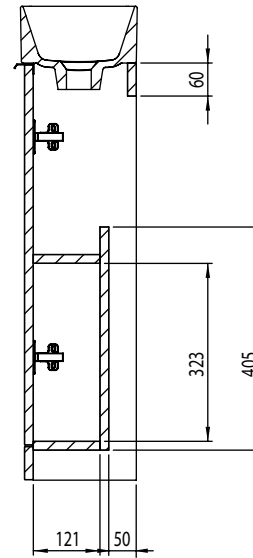
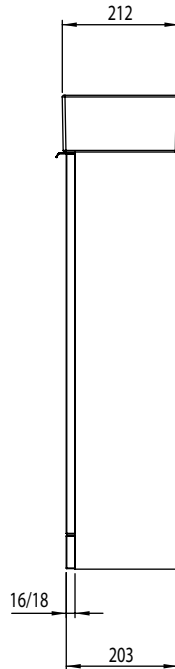
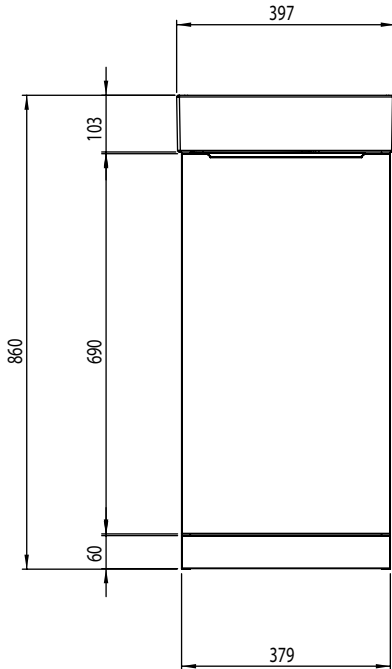
# Technical Data Sheet

## ALTO 400mm Floor Mounted Cloakroom Unit


Whats in the box: 1x ALT400.X, ALTFL400.x

ROPER RHODES®  
TRADE SOLUTIONS

\*Reference basin TDS for further info



Diagrams not to scale  
All dimensions in mm  
tolerance of +/-5mm



Also available with Fluted front fascias.

### Materials

Carcass: 16mm painted MDF / 18mm MFC - for wood finishes.

Fascia Components: 16mm painted MDF / 18mm MFC - for wood finishes, 24mm PVC Wrapped MDF (Swiss Oak Finish Only)

\*\*Dimensions are subject to change, customers are advised to measure actual product before commencing installation.

\*\*\*Fixing point dimensions are for guidance only/the positions of wall fixing must be checked when product is received.

### FAQs

- Q: How big is the plumbing void?  
A: 50mm.
- Q: Are the handles fitted?  
A: No, the handle needs fixing.
- Q: How far apart are the hole centres for the handles?  
A: 192mm (comes with pilot holes)
- Q: Are the hinges soft close?  
A: Yes, the hinges are soft close.
- Q: How deep is the unit with door open?  
A: Approx 580mm at 90°.
- Q: Can the doors be adjusted?  
A: The door can be adjusted as detailed in the supplied instructions
- Q: Is the shelf removable? Q: Is the shelf adjustable?  
A: No, the shelf can't be removed. A: No, the shelf is at a fixed position.
- Q: What is the shelf capacity?  
A: Shelf max depth: 121mm.
- Q: How many shelves are there?  
A: There is one shelf and a base within the unit.
- Q: What is the interior finish of the unit?  
A: White on white units and grey on non-white units.

NOTE: Colours unique to R2 - No RAL Code available