

# TECHNICAL DATA SHEET

Harrow SCT STD Depth Basin 2TH - H3SCBAS2

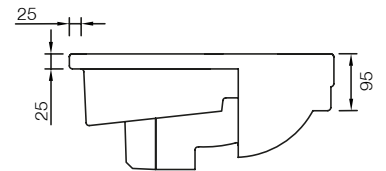
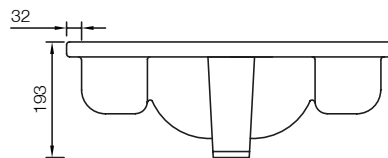
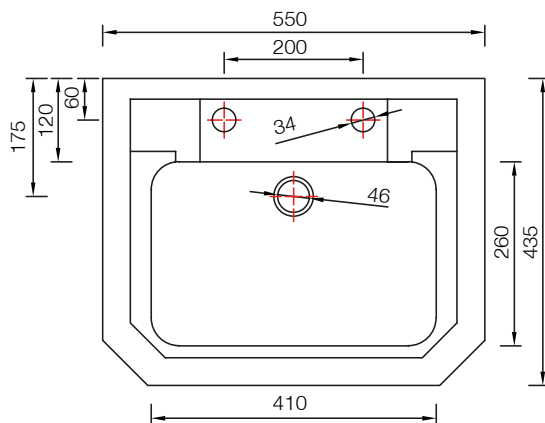
ROPER RHODES®

NO.	Description	Product Code	Template included	Gross Weight
1	Semi Recess Basin - Standard Depth 2TH	H3SCBAS2	YES	13KG



## DIMENSIONS

DIAGRAMS NOT TO SCALE | ALL DIMENSIONS IN MM TOLERANCE OF  $\pm 5$ MM  
ALL PRODUCTS CONFORM TO BRITISH STANDARDS



\*Dimensions are subject to change, customers are advised to measure actual product before commencing installation.

\*\*Fixing point dimensions are for guidance only. The positions of fixings must be checked when product is received.

## FAQs

Q - Is a fitting template supplied?

A - Yes : Questions on cutting dimensions can be found on the template.

Q - How is the basin fixed to the furniture?

A - Fix to worktop with silicone as per instructions supplied.

Key Dimensions Descriptions	Key Dimensions (mm)
Internal Bowl Depth	95mm
Internal Bowl Front to Back	255mm
Internal Bowl Left to Right	405mm
Tap Ledge	120mm
Taphole Centre to Waste Centre	115mm
Taphole Centre to Back of Basin	60mm
Waste Centre to Back of Basin	180mm
Height of Basin	193mm
Basin Overhang	165mm