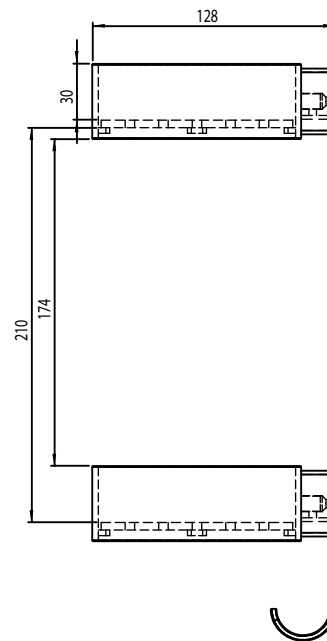
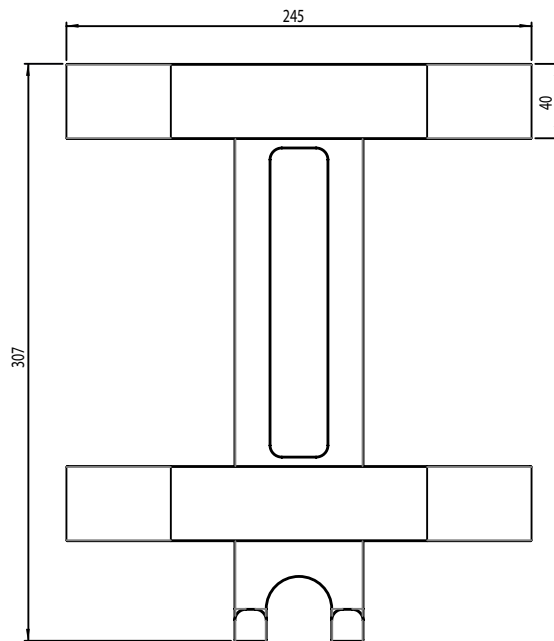


# Technical Data Sheet

## HALO DOUBLE BOTTLE BASKET

Whats in the box: 1x RB80.02 & Fixings

# ROPER RHODES®



Diagrams not to scale  
All dimensions in mm  
tolerance of +/-5mm

### Materials

Wall plate: Chrome plated brass

Basket: Chrome plated brass

Basket base: Gloss white acrylic

\*\*Dimensions are subject to change, customers are advised to measure actual product before commencing installation.

\*\*\*Fixing point dimensions are for guidance only/the positions of wall fixing must be checked when product is received.

### FAQs

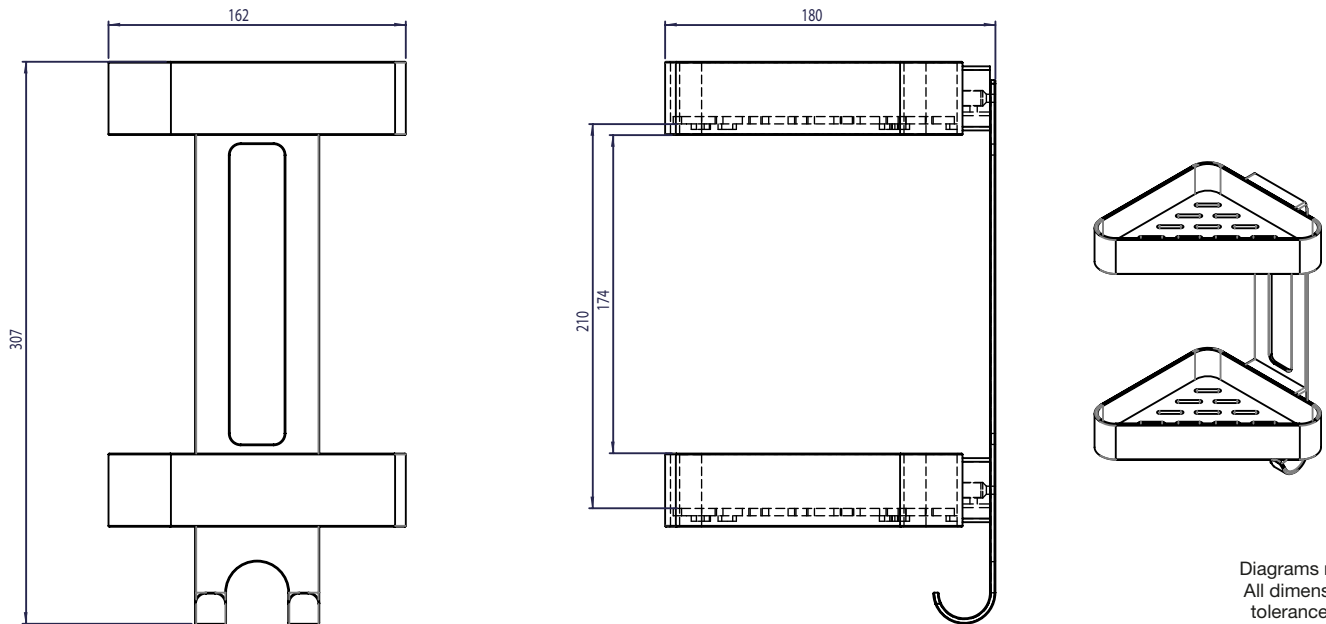
Q: Internal basket height?	A: 30mm
Q: Internal basket depth?	A: 105mm
Q: Internal basket width?	A: 239mm
Q: Fixing point centres?	A: 22.5mm
Q: Vertical distance between fixing points?	A: 214mm
Q: Hook diameter?	A: 30mm

# Technical Data Sheet

# ROPER RHODES®

## HALO DOUBLE CORNER BASKET

Whats in the box: 1x RB50.02 & Fixings



### Materials

Wall plate: Chrome plated brass

Basket: Chrome plated brass

Basket base: Gloss white acrylic

\*\*Dimensions are subject to change, customers are advised to measure actual product before commencing installation.

\*\*\*Fixing point dimensions are for guidance only/the positions of wall fixing must be checked when product is received.

### FAQs

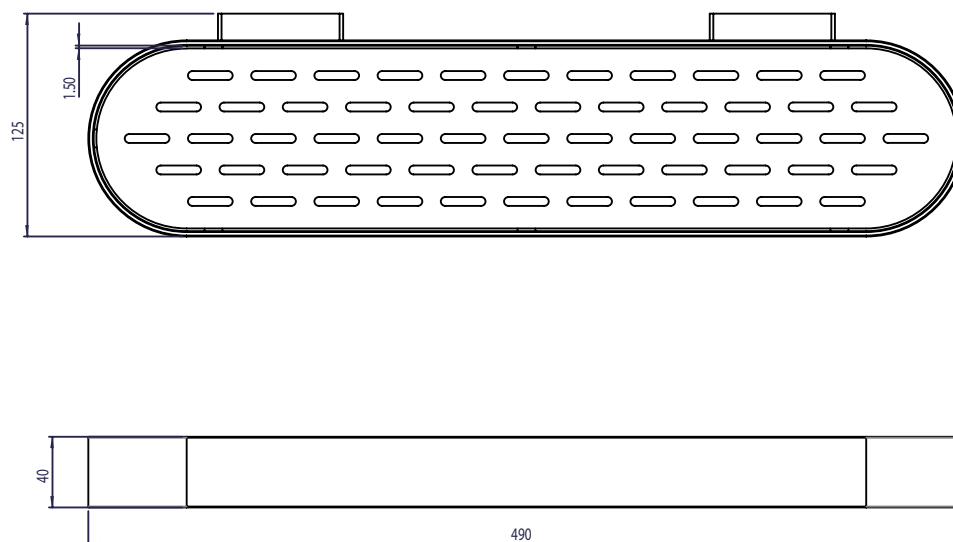
Q: Internal basket height?	A: 31mm
Q: Internal basket depth?	A: 174mm
Q: Internal basket width?	A: 157mm
Q: Fixing point centres?	A: 22.5mm
Q: Vertical distance between fixing points?	A: 214mm
Q: Thickness of wall plate?	A: 3mm
Q: Hook diameter?	A: 30mm

# Technical Data Sheet

# ROPER RHODES®

## HALO LARGE BOTTLE BASKET

Whats in the box: 1x RB85.02 & Fixings



Diagrams not to scale  
All dimensions in mm  
tolerance of +/-5mm

### Materials

Holder: Chrome plated brass

Base: Gloss white acrylic

\*\*Dimensions are subject to change, customers are advised to measure actual product before commencing installation.

\*\*\*Fixing point dimensions are for guidance only/the positions of wall fixing must be checked when product is received.

### FAQs

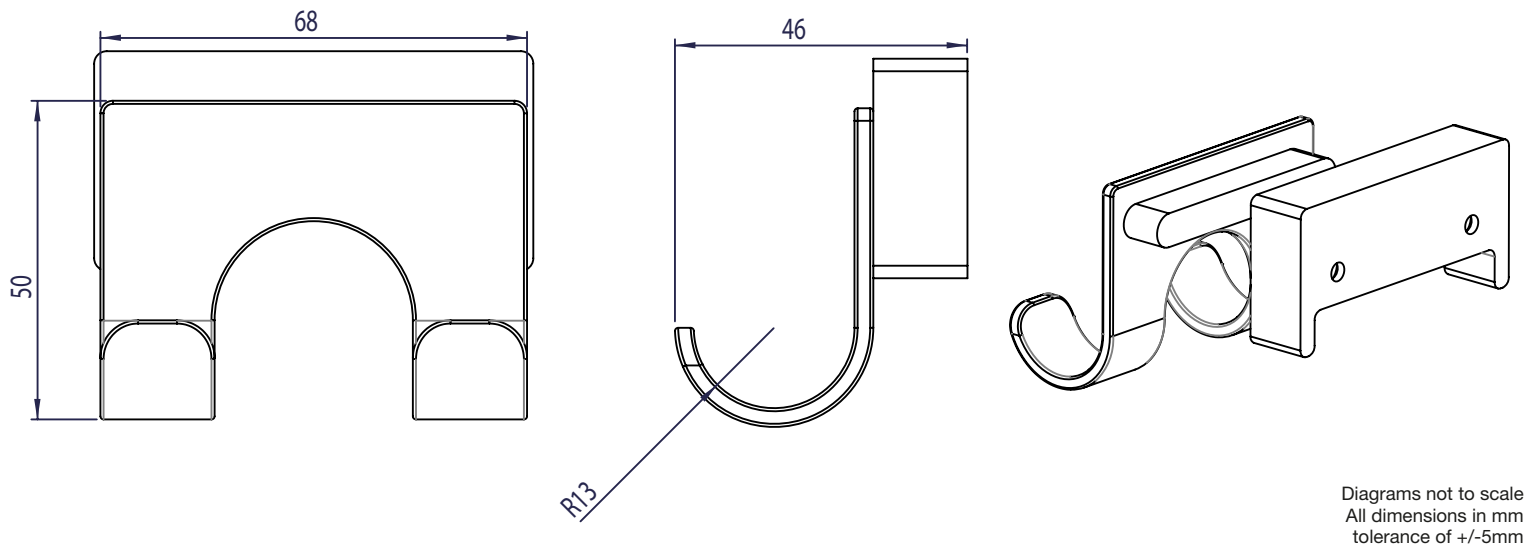
Q: Outside width?	A: 490mm
Q: Inside width?	A: 484mm
Q: Outside depth?	A: 125mm
Q: Inside depth?	A: 104mm
Q: Overall height?	A: 40mm
Q: Fixing point centres?	A: 137.5mm

# Technical Data Sheet

## HALO DOUBLE ROBE HOOK

Whats in the box: 1x RB20.02 & Fixings

# ROPER RHODES®



### Materials

Wall bracket: Chrome plated brass

Hook: Chrome plated brass

\*\*Dimensions are subject to change, customers are advised to measure actual product before commencing installation.

\*\*\*Fixing point dimensions are for guidance only/the positions of wall fixing must be checked when product is received.

### FAQs

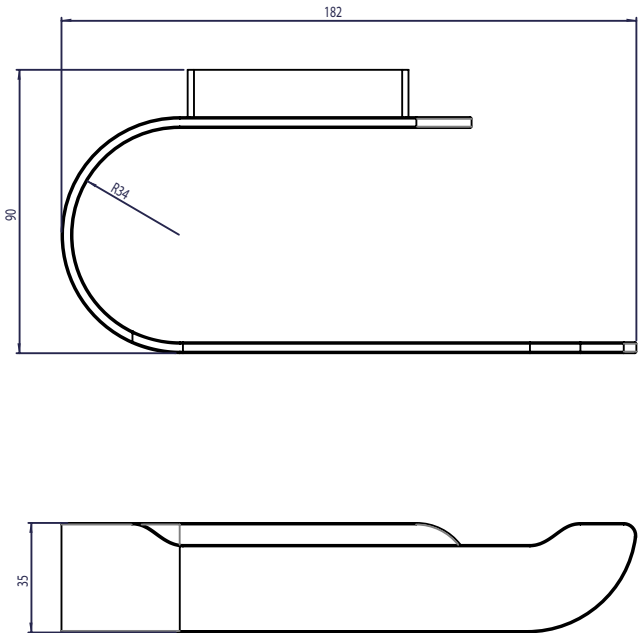
Q: Overall height?	A: 50mm
Q: Overall width?	A: 68mm
Q: Overall depth?	A: 46mm
Q: Fixing point centres?	A: 22.5mm
Q: Thickness of wall bracket?	A: 15mm
Q: Thickness of hook?	A: 3mm
Q: Distance between the two hooks?	A: 30mm

# Technical Data Sheet

ROPER RHODES®

## HALO TOILET ROLL HOLDER

Whats in the box: 1x RB18.02 & Fixings



Diagrams not to scale  
All dimensions in mm  
tolerance of +/-5mm

### Materials

Wall bracket: Chrome plated brass  
Arm: Chrome plated brass

\*\*Dimensions are subject to change, customers are advised to measure actual product before commencing installation.  
\*\*\*Fixing point dimensions are for guidance only/the positions of wall fixing must be checked when product is received.

## FAQs

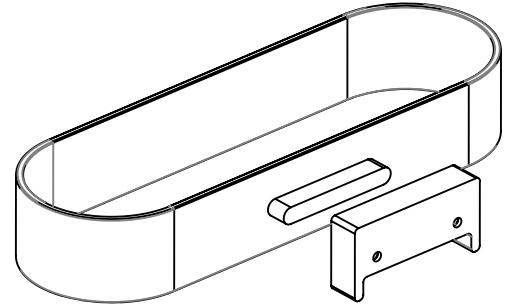
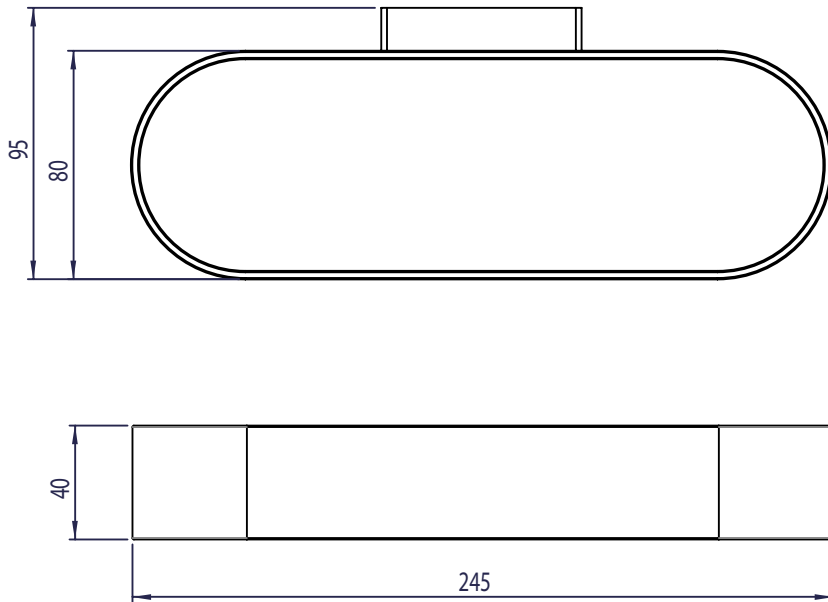
Q: Overall height?	A: 35mm
Q: Overall width?	A: 182mm
Q: Overall depth?	A: 90mm
Q: Fixing point centres?	A: 22.5mm
Q: Thickness of wall bracket?	A: 15mm
Q: Arm cut out height?	A: 7mm
Q: Arm cut out width?	A: 142mm
Q: Does the arm swing?	A: No

# Technical Data Sheet

# ROPER RHODES®

## HALO TOWEL RING

Whats in the box: 1x RB22.02 & Fixings



Diagrams not to scale  
All dimensions in mm  
tolerance of +/-5mm

### Materials

Wall bracket: Chrome plated brass

Ring: Chrome plated brass

\*\*Dimensions are subject to change, customers are advised to measure actual product before commencing installation.

\*\*\*Fixing point dimensions are for guidance only/the positions of wall fixing must be checked when product is received.

### FAQs

Q: Overall height?	A: 40mm
Q: Overall width?	A: 245mm
Q: Overall depth?	A: 95mm
Q: Fixing point centres?	A: 22.5mm
Q: Thickness of wall bracket?	A: 15mm
Q: Thickness of ring	A: 3mm