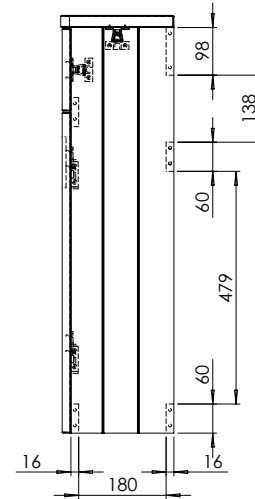
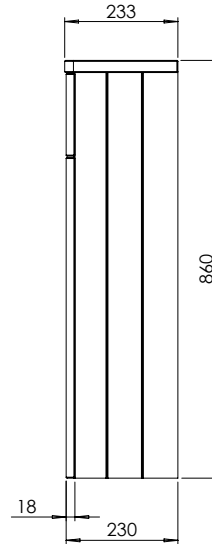
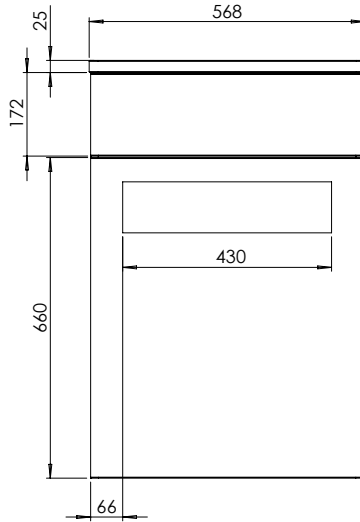


# Technical Data Sheet

## Marston 560 Back to Wall Unit TDS

What's in the box: 1x MSBTW.X

**TAVISTOCK**  
inspiring bathrooms



Diagrams not to scale  
All dimensions in mm  
Tolerance of +/-5mm

### Materials

Carcass: Painted MDF

Fascia Components: Painted MDF

\*\*Dimensions are subject to change, customers are advised to measure actual product before commencing installation.

\*\*\*Fixing point dimensions are for guidance only/the positions of wall fixing must be checked when product is received.

### FAQs

Q: Are the fascias removable?

A: Yes, They are on quick release clips.

Q: Do the fascias come cut?

A: No, this must be done to suit the cistern/pan selected.

Q: How do I fix the unit to the wall?

A: You can secure it to the wall drilling through the back brace using the pre-drilled holes.

Q: Can a wall hung frame be used inside the BTW unit?

A: Yes, but using only a half height wall hanging frame.

Q: Which cistern is a suitable size for this unit?

A: The unit is compatible with our Vortex and Apex cisterns.

Q: Which flush button can be used for this unit?

A: All Tavistock branded flush buttons are suitable.

NOTE: Colours unique to Roper Rhodes - No RAL Code available