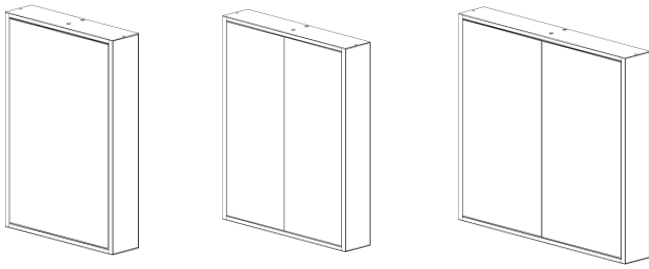


Technical Data Sheet

Notion



Box Contents:

Notion Cabinet | 5x glass shelves | 1x Wall hanging bracket | 3x wall plugs | 3x screws | Instruction's booklet

Materials:

Carcass: Extruded Aluminium | Door: Double sided mirror

Glass: 3mm PVC Backed

FAQ's:

FAQ's:	Units	NTC050	NTC060	NTC080
Important installation requirement	mm	The product must be installed with a minimum distance of 150mm between the infrared sensor and an adjacent wall or obstruction to ensure correct function of the sensor.		
Internal dimensions (W x H x D)	mm	470 x 663 x 98	265 x 663 x 98 (either side)	365 x 663 x 98 (either side)
Shelf dimensions (W x H x D)	mm	206.5 x 5 x 90	259 x 5 x 90	359 x 5 x 90
Max shelf spacing	mm	70		
Distance between door hinges	mm	552		
Individual door dimensions (W x H x D)	mm	467 x 687 x 6	284.5 x 687 x 6	384.5 x 687 x 6
Max door opening angle	°	110 Max		
Max depth with door open	mm	570	387.5	487.5
Hanging bracket centres	mm	N/A	N/A	N/A
What is the thickness of the mirror glass?	mm	3 x 2		
Is the cabinet IP44 rated?	-	Yes – suitable for use in bathroom zone 2		
What size fuse should I use?	-	Seek the advice of an electrician		
What is the total power consumption?	W	78	108	118
Does the cabinet have an energy rating?	-	Yes – It has an energy rating of: F		
What is the colour of the light and the Kelvin rating?	K	2700-6400		
What is the Lumen of the LEDs?*	Lms	1950	2490	3270
What is the wattage of the lights?	W	23	28	38
Where is the IR sensor/rocker switch located?	-	Underneath - Right Hand Side		
Where is the shaver socket located?	-	In the centre column		
Can the LED lighting be replaced?	-	No		
Can the IR sensor be replaced?	-	Yes		
What is the output of the demister pad?	W	25	50	50
What are the dimensions of the demister pad?	mm	200 x 300	200 x 300 x 2	200 x 300 x 2
How do I turn on the demister pad?	-	The demister pad will turn on when the LEDs are turned on.		
Are illuminated cabinets supplied with mains cable?	-	All illuminated cabinets are supplied with a removeable 500mm mains cable. There is ample storage for excess cable in the back of the unit.		

Dimensions are subject to change; customers are advised to measure actual product before commencing installation.

Fixing point dimensions are for guidance only/the positions of wall fixing must be checked when product is received.

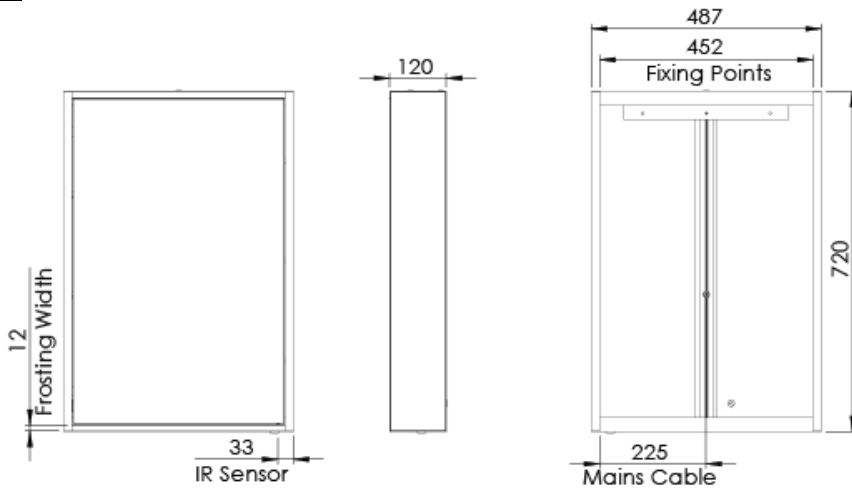
***The Lumen represents the output of the LED. This may vary depending on the diffuser material i.e., glass or acrylic.**

Roper Rhodes, Brassmill Lane Trading Estate, Bath BA1 3JF

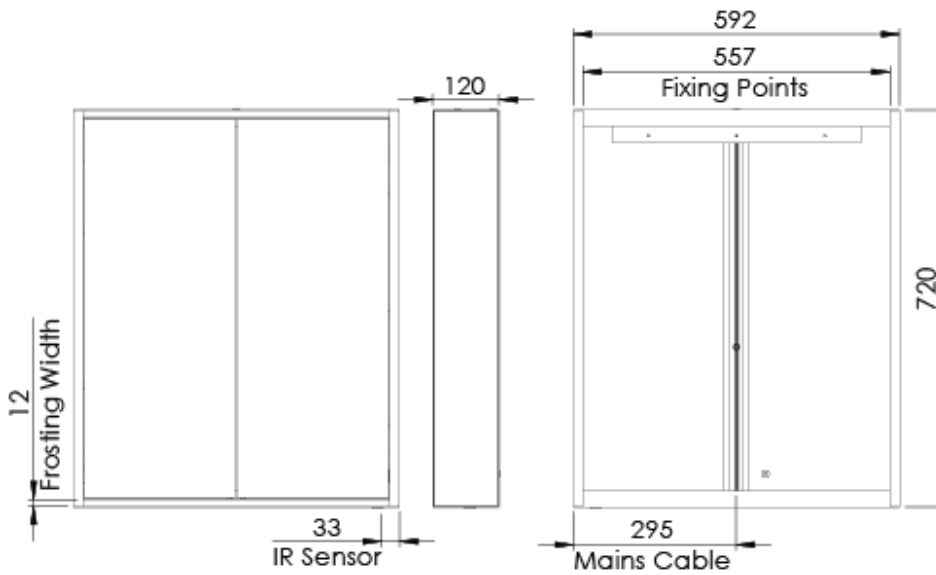
TEL: 01225 303 900 | techsupport@roperrhodes.co.uk

www.RoperRhodes.co.uk

NTC050



NTC060



NTC080

