

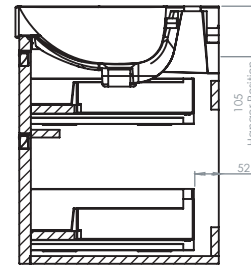
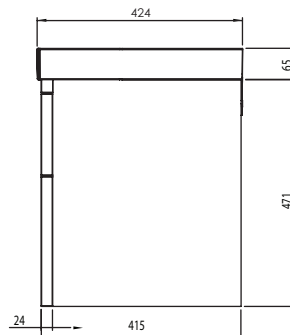
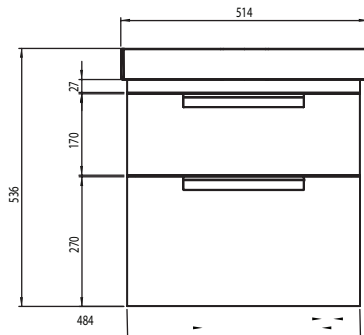
# Technical Data Sheet

## PLATFORM 500mm Wall Mounted Unit

Whats in the box: 1x PLT5012.X, PLT5012FL.X+ Fixings



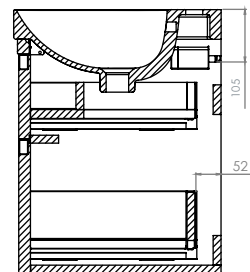
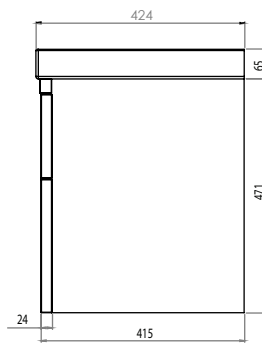
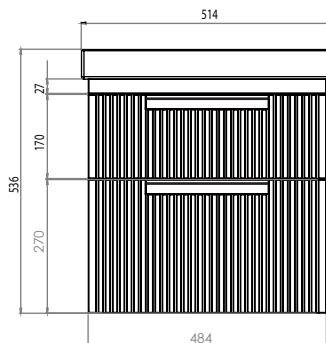
Platform Slab Fronted Unit:



\*Reference basin TDS for further info

Diagrams not to scale  
All dimensions in mm  
tolerance of +/-5mm

Platform Fluted Unit:



### Materials

Carcass: 18mm MDF & 16mm MFC

Fascia Components: 24mm Painted MDF, 24mm PVC Wrapped MDF (Swiss Oak Finish Only)

\*\*Dimensions are subject to change, customers are advised to measure actual product before commencing installation.

\*\*\*Fixing point dimensions are for guidance only/the positions of wall fixing must be checked when product is received.

Also available with Fluted front fascias.

### Extra Dimensions

Internal Drawer Depth - Front to Back:

327mm

Internal Drawer Height:

70

Internal Drawer Width:

406mm

Drawer Cut Out (W&D):

173mm x 227mm

### FAQs

Q: How big is the plumbing void at the back of the furniture?

A: 44mm

Q: Are the handles fitted?

A: No, handles need fitting.

Q: Are the runners soft close?

A: The runners are both soft close and quick release.

Q: How deep is the unit when the drawers are fully open?

A: Approx. 780mm including handle.

Q: Can the drawers be adjusted?

A: They can be adjusted as detailed in the supplied instructions.

Q: What is the interior finish of the unit?

A: Dark Grey on all units.

Q: What direction does the wood grain go on the Swiss Oak Finish?

A: Slab Unit - All fascias have horizontal wood grain  
Fluted Unit - Side Fascias have horizontal wood grain and the front fluted fascia has vertical wood grain.

NOTE: Colours unique to Roper Rhodes - No RAL Code available