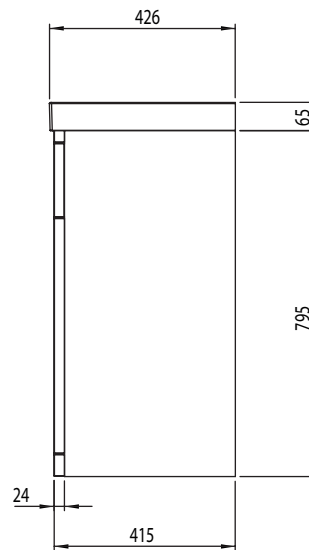
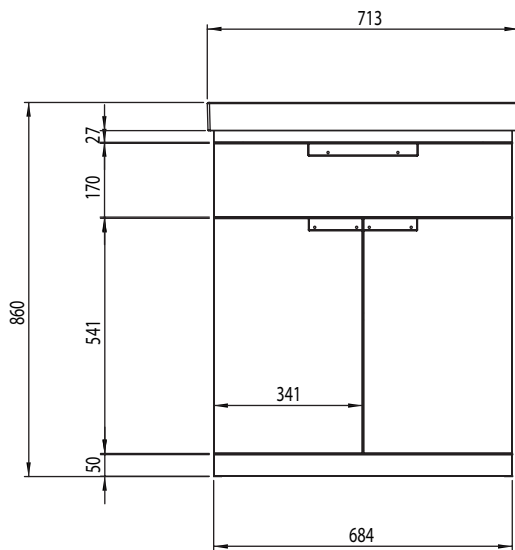


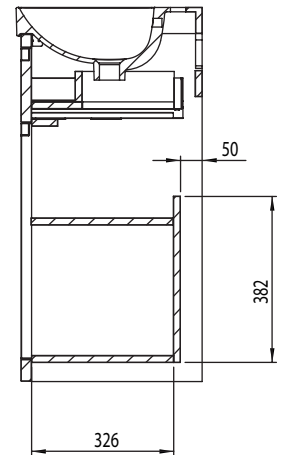
Technical Data Sheet

PLATFORM 700mm Floor Mounted Unit

Whats in the box: 1x PLT7010.X + Fixings



*Reference basin TDS for further info



Diagrams not to scale
All dimensions in mm
tolerance of +/-5mm

Materials

Carcass: 18mm MDF & 16mm MFC

Fascia Components: 24mm Painted MDF

**Dimensions are subject to change, customers are advised to measure actual product before commencing installation.

***Fixing point dimensions are for guidance only/the positions of wall fixing must be checked when product is received.

Extra Dimensions

Internal Drawer Depth - Front to Back:	327mm
Internal Drawer Height:	70
Internal Drawer Width:	606mm
Drawer Cut Out (W&D):	204mm x 243mm

FAQs

Q: How big is the plumbing void at the back of the furniture?	A: 50mm
Q: Are the handles fitted?	A: No, handles need fitting.
Q: Are the runners and hinges soft close?	A: The runners and hinges are both soft close and quick release.
Q: How deep is the unit when the drawer and doors are fully open?	A: Approx. 780mm including handle.
Q: Can the drawer and doors be adjusted?	A: They can be adjusted as detailed in the supplied instructions.
Q: What is the interior finish of the unit?	A: White on white units - Dark Grey on all other finishes.

NOTE: Colours unique to Roper Rhodes - No RAL Code available