

Technical Data Sheet

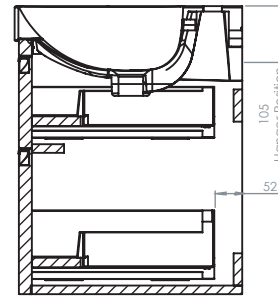
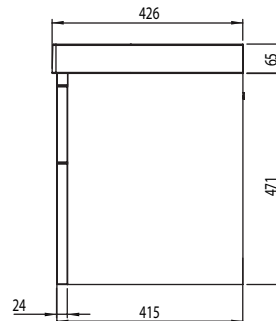
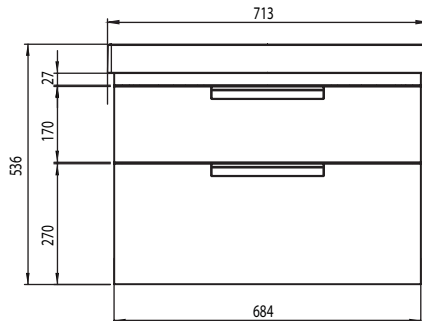
PLATFORM 700mm Wall Mounted Unit

Whats in the box: 1x PLT7012.X, PLT7012FL.X + Fixings



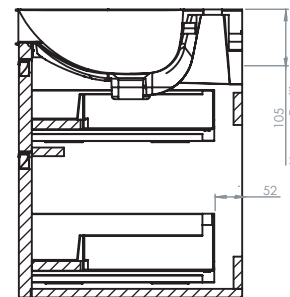
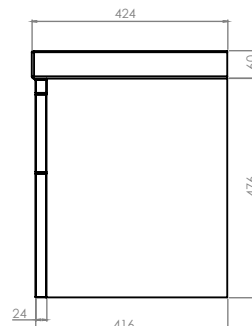
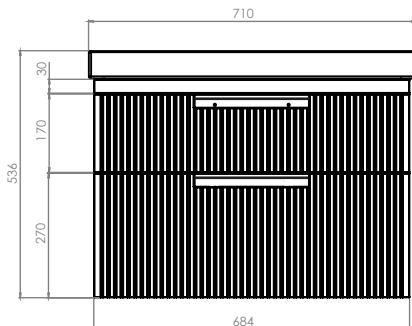
Platform Slab Fronted Unit:

*Reference basin TDS for further info



Diagrams not to scale
All dimensions in mm
tolerance of +/-5mm

Platform Fluted Unit:



Also available with Fluted
front fascias.

Materials

Carcass: 18mm MDF & 16mm MFC

Fascia Components: 24mm Painted MDF, 24mm PVC Wrapped MDF (Swiss Oak Finish Only)

**Dimensions are subject to change, customers are advised to measure actual product before commencing installation.

***Fixing point dimensions are for guidance only/the positions of wall fixing must be checked when product is received.

Extra Dimensions

Internal Drawer Depth - Front to Back:	327mm
Internal Drawer Height:	70
Internal Drawer Width:	606mm
Drawer Cut Out (W&D):	173mm x 227mm

FAQs

Q: How big is the plumbing void at the back of the furniture?	A: 44mm
Q: Are the handles fitted?	A: No, handles need fitting.
Q: Are the runners soft close?	A: The runners are both soft close and quick release.
Q: How deep is the unit when the drawers are fully open?	A: Approx. 780mm including handle.
Q: Can the drawers be adjusted?	A: They can be adjusted as detailed in the supplied instructions.
Q: What is the interior finish of the unit?	A: Dark Grey on all units.
Q: What direction does the wood grain go on the Swiss Oak Finish?	A: Slab Unit - All fascias have horizontal wood grain Fluted Unit - Side Fascias have horizontal wood grain and the front fluted fascia has vertical wood grain

NOTE: Colours unique to Roper Rhodes - No RAL Code available