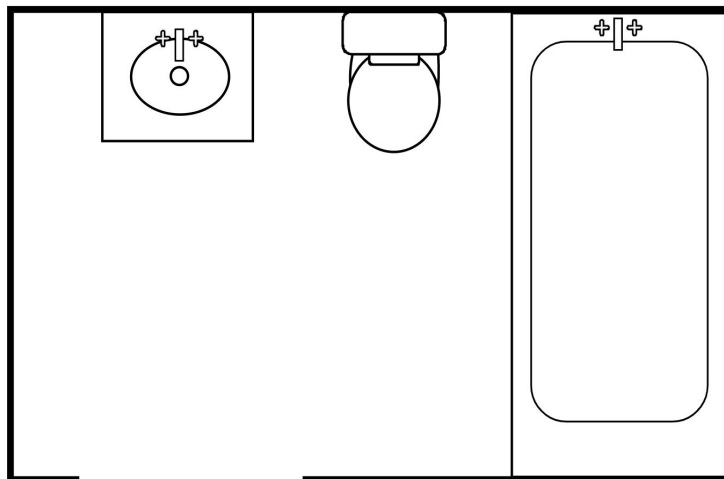


# Compact Layout

## SMALL BATHROOM DESIGN

Petite yet perfectly shaped, our small bathroom design encompasses all four elements of a typical bathroom layout, including a vanity unit, WC, and tub / shower. This three-in-a-row style is especially popular given it's efficiency and low cost to plumb. We added a convenient sliding door to optimise on floor space.



**MINI BASIN MIXERS**  
Complete the look with a mini basin mixer. Craft basin mixer shown.

**BASIN UNIT OPTIONS**  
The Esta range is available in both freestanding and wall mounted formats, and comes in a variety of stylish finishes



## ELEMENTS

- A wall-hung vanity unit to make the most of limited space.
- A short projection WC.
- Bath and shower combination allows for the functionality of a large bathroom
- Sliding or barn style door with reeded glass inserts adds valuable floor space and increases natural light.



**ILLUMINATED MIRRORS**

Choose from our extensive collection of illuminated bathroom mirrors, including this timeless Eminence design.

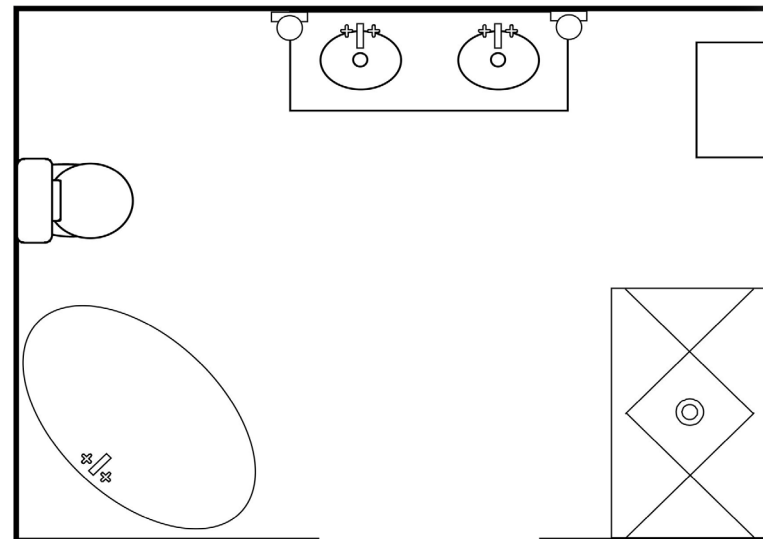
**FITTED FURNITURE**

Custom or fitted furniture allows you to create a bathroom unique to you, with endless choice of configurations, styles and finishes.

# Luxury Layout

## SPACIOUS BATHROOM DESIGN

If you are fortunate enough to have space at your disposal, we have created a luxurious traditional bathroom layout to suit. Incorporating a double vanity unit, walk-in shower, custom storage and a freestanding tub, this space is as practical and functional as it is opulent.



## ELEMENTS

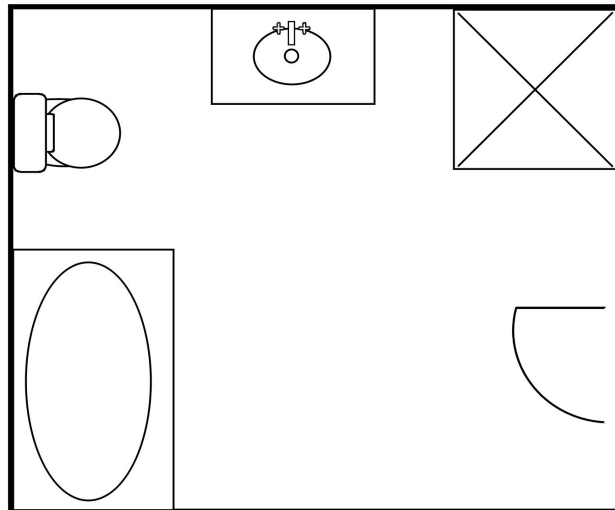
- A custom vanity unit from our fitted collection allows you to incorporate additional storage while double basins create a premium look.
- A sliding door ensures you make the most of your space.
- An oval, freestanding tub gives a luxurious, spa-like feel.



# Loft Layout

## ATTIC BATHROOM DESIGN

Loft or attic conversion bathrooms are all about clever placement. Most often, you will be working with a dormer window, so a layout such as below ensures low-height fixtures accommodate the smallest space while making the most of the abundant natural light.



## ELEMENTS

- Choose a vanity unit with plenty of storage, such as our two drawer option.
- A fully enclosed WC makes for ease of cleaning in small, dark spaces.
- Place your shower where height is at a maximum to make the most of a loft ceiling.
- Keep the central space of the bathroom clear.