

TECHNICAL DATA SHEET

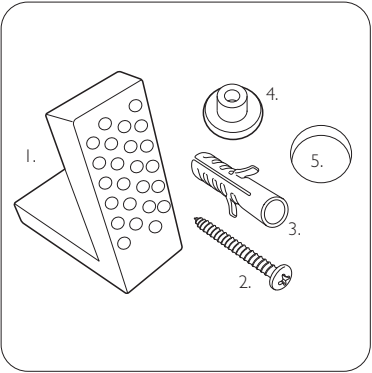
Aruba Square Fully Enclosed CC WC

ROPER RHODES®

NO.	Description	Product Code	Fixings included	Gross Weight
1	Close Coupled Cistern	ARCCTNK	YES	13.5KG
2	Slim Wrap Over Secure Fix Seat	ARSCTS2-SF	YES	3KG
3	Fully Enclosed CC WC	ARCCPAN	YES	35KG



Floor Fixings

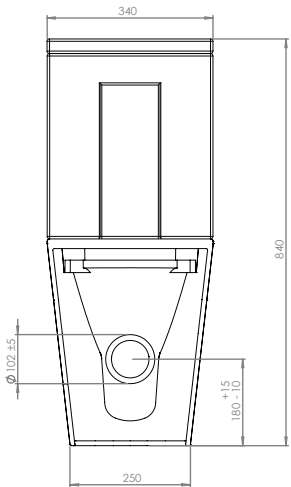
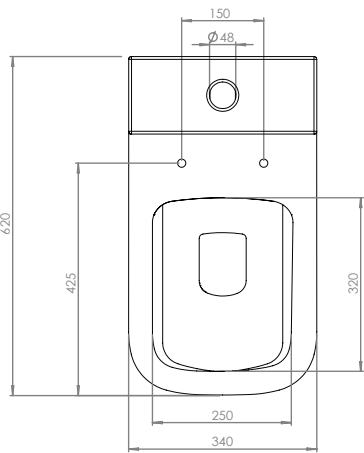
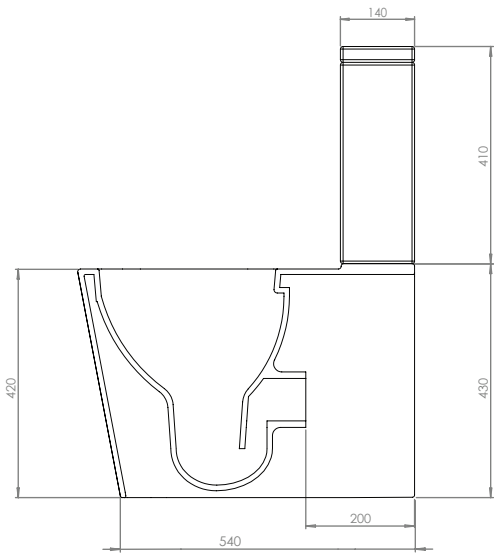


- 1. 2x Nylon Floor Bracket
- 2. 4x Stainless Steel Screws
- 3. 2x Nylon Screw Plugs
- 4. 2x Nylon Screw Collars
- 5. 2x Nylon Collars Caps (Metalic Finish)

Spare Code: SPI4211

DIMENSIONS

DIAGRAMS NOT TO SCALE | ALL DIMENSIONS IN MM TOLERANCE OF ± 5MM
ALL PRODUCTS CONFORM TO BRITISH STANDARDS



*Dimensions are subject to change, customers are advised to measure actual product before commencing installation.
**Fixing point dimensions are for guidance only. The positions of fixings must be checked when product is received.

FAQs

Q - Where is the inlet valve?
A - Bottom inlet, back right of pan.

Q - What is the flush volume?
A - 6/4L

Q - Are there any other compatible seats?
A - Yes, a standard wrap over seat (ARSCTS-SF) and slim seat (ARSLCTS-SF).

Q - Rim Type?
A - Rimless

Q - Are there replacement buttons?
A - Yes, compatible with black/brass

Q - What finish is the ceramic glaze?
A - Keramik White

Q - What finish is the flush button supplied with the cistern?
A - Chrome

Q - Can the flush button be upgraded to a different finish?
A - Yes using TR9027 (black), TR9039 (brushed brass), TR9048 (gun metal), TR9056 (brushed nickel) or TR9052 (brushed bronze)

Key Dimensions Descriptions	Key Dimensions (mm)
Front to Back Footprint	540mm
Left to Right Footprint	250mm
Bowl Front to Back	320mm
Bowl Left to Right	250mm
Pan Height (+Cistern)	420mm (840mm)
Pan Overall Front to Back	620mm
Centre Waste Outlet to Floor	180mm + 15mm - 10mm
Width of Void	220mm
Is there a Ceramic Brace Bar	No
Distance from Spigot to back of Pan	200mm