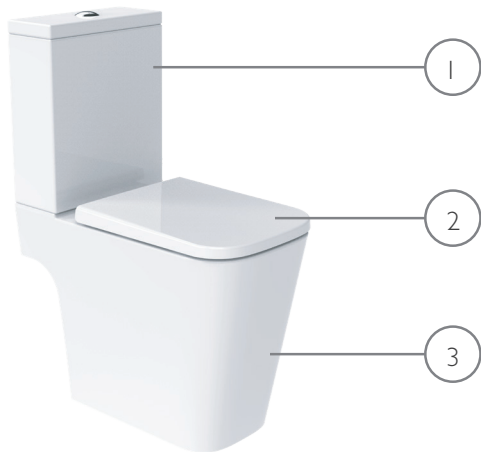


TECHNICAL DATA SHEET

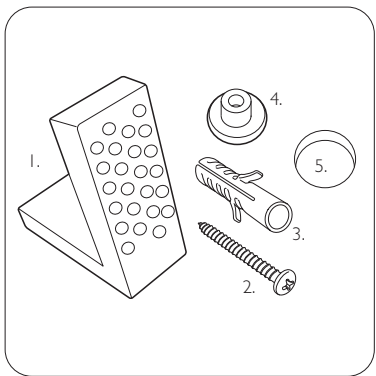
Aruba Square Comfort Open Back CC WC

ROPER RHODES®

NO.	Description	Product Code	Fixings included	Gross Weight
1	Close Coupled Cistern	ARCCTNK	YES	13.5KG
2	Slim Wrap Over Secure Fix Seat	ARSCTS2-SF	YES	3KG
3	Open Back Comfort CC WC	ARCHCCPAN2	YES	35KG



Floor Fixings

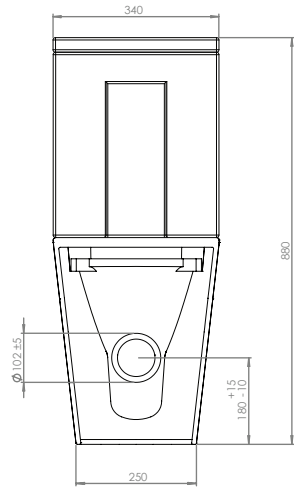
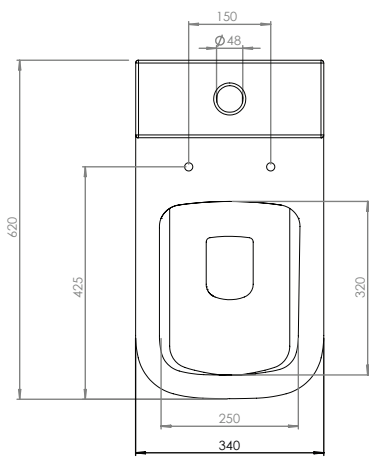
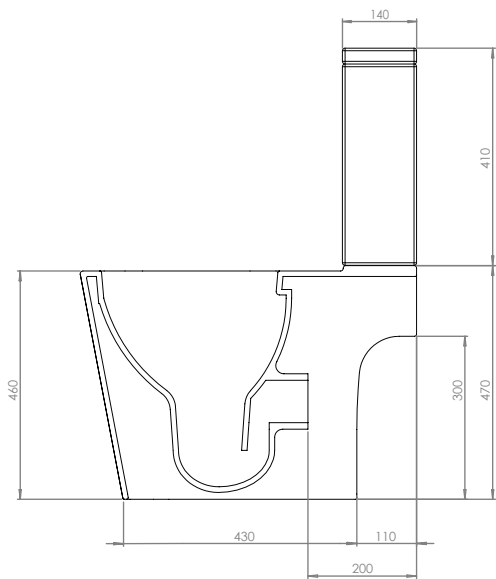


- 1. 2x Nylon Floor Bracket
- 2. 4x Stainless Steel Screws
- 3. 2x Nylon Screw Plugs
- 4. 2x Nylon Screw Collars
- 5. 2x Nylon Collars Caps (Metalic Finish)

Spare Code: SPI4211

DIMENSIONS

DIAGRAMS NOT TO SCALE | ALL DIMENSIONS IN MM TOLERANCE OF ± 5MM
ALL PRODUCTS CONFORM TO BRITISH STANDARDS



*Dimensions are subject to change, customers are advised to measure actual product before commencing installation.
**Fixing point dimensions are for guidance only. The positions of fixings must be checked when product is received.

FAQs

Q - Where is the inlet valve?
A - Bottom inlet, back right of pan.

Q - What is the flush volume?
A - 6/4L

Q - Are there any other compatible seats?
A - Yes, a wrap over seat option is available, TS15050S-SF.

Q - Rim Type?
A - Rimless

Q - Are there replacement buttons?
A - Yes, compatible with black/brass

Q - What finish is the ceramic glaze?
A - Keramik White

Q - What finish is the flush button supplied with the cistern?
A - Chrome

Q - Can the flush button be upgraded to a different finish?
A - Yes using TR9027 (black), TR9039 (brushed brass), TR9048 (gun metal), TR9056 (brushed nickel) or TR9052 (brushed bronze)

Key Dimensions Descriptions	Key Dimensions (mm)
Front to Back Footprint	430mm/540mm from wall
Left to Right Footprint	250mm
Bowl Front to Back	320mm
Bowl Left to Right	250mm
Pan Height (+Cistern)	460mm (880mm)
Pan Overall Front to Back	620mm
Centre Waste Outlet to Floor	180mm + 15mm - 10mm
Width of Void	220mm
Is there a Ceramic Brace Bar	No
Distance from Spigot to back of Pan	200mm