


Technical Data Sheet

SYSTEM – SYS45AL, SYS70AL, SYS80AL, SYS90AL & SYS120AL



Box Contents:

System Mirror | 2x Wall hanging brackets | 4x wall plugs | 4x screws | Instructions booklet

Materials

Frame Material: Extruded Aluminium

Glass: 5mm PVC Backed

FAQ's:

	Units	SYS45AL	SYS70AL	SYS80AL	SYS90AL	SYS120AL
Can the mirror be hung landscape?	-	Yes	Yes	Yes	Yes	Yes
What is the thickness of the mirror glass?	mm	5				
Is the mirror IP44 rated?	-	Yes – Suitable for use in bathroom zone 2				
What size fuse should I use?	-	Seek the advice of an electrician				
What is the total power consumption?	W	47	55	61	62	82
Does the mirror have an energy rating?	-	Yes – It has an energy rating of: A				
What is the colour of the light and the Kelvin rating?	K	2700 – 6000				
What is the Lumen of the LEDs?*	Lms	2142	2091	2652	3060	3468
What is the wattage of the lights?	W	21	20	26	27	30
Where is the IR sensor/rocker switch located?	-	Front bottom right	Front bottom right	Front bottom right	Front bottom right	Front bottom centre
Can the LED lighting be replaced?	-	No**				
Can the IR sensor be replaced?	-	Yes				
What is the output of the demister pad?	W	26	35	35	35	52
What are the dimensions of the demister pad? (L x W)	mm	230 x 450	310 x 450	310 x 450	310 x 450	250 x 900
How do I turn on the demister pad?	-	The demister pad will turn on when the LEDs are turned on.				
Are illuminated mirrors supplied with mains cable?	-	All illuminated mirrors are supplied with a removeable 500mm mains cable. There is ample storage for excess cable in the back of the unit.				

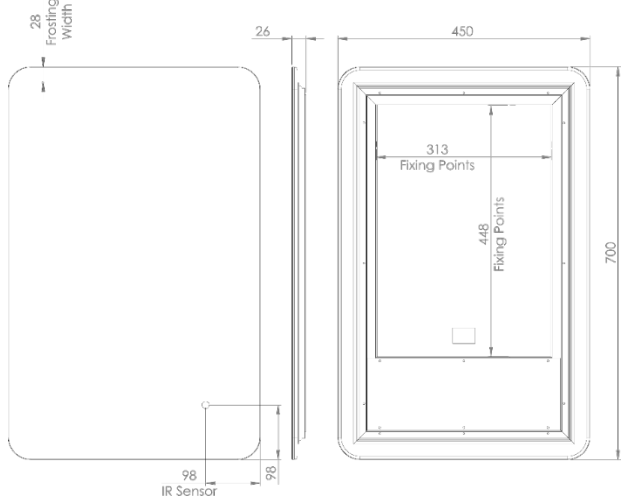
Dimensions are subject to change; customers are advised to measure actual product before commencing installation.

Fixing point dimensions are for guidance only/the positions of wall fixing must be checked when product is received.

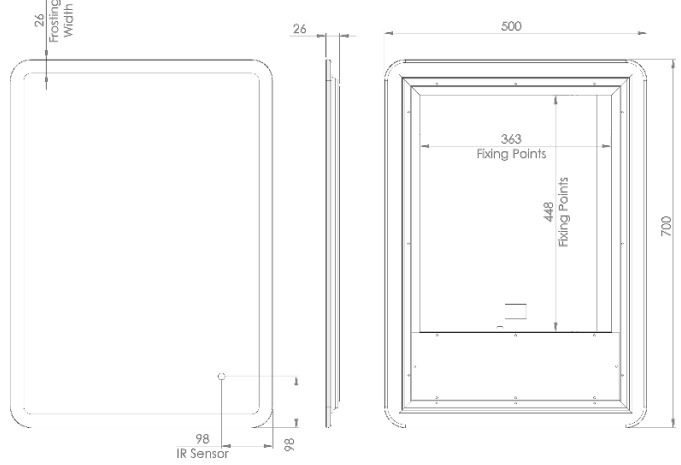
*The Lumen represents the output of the LED. This may vary depending on the diffuser material i.e., glass or acrylic.

**The LEDs are not replaceable to maintain the integrity of the product's resistance to moisture ingress

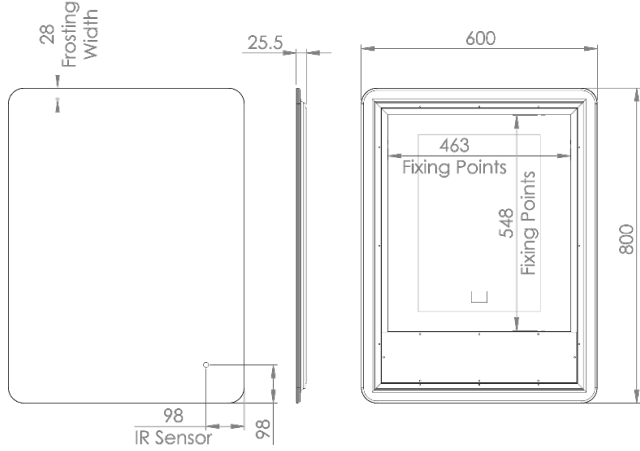
SYS45AL



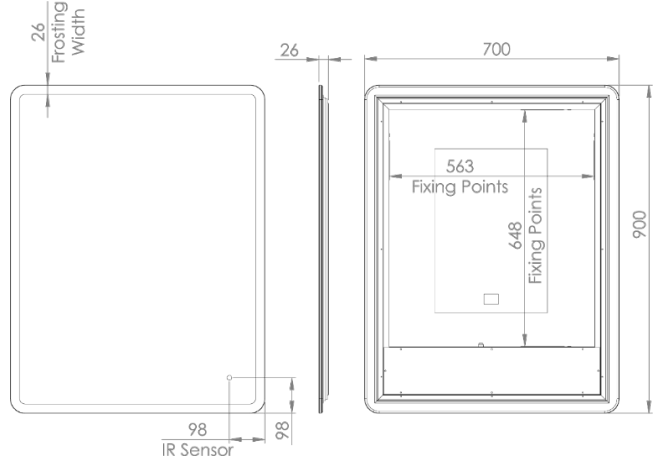
SYS70A



SYS80AL



SYS90AL



SYS120AL

