

TECHNICAL DATA SHEET

Note Doubled Ended Freestanding Bathtub - BAC103

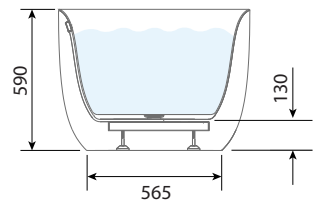
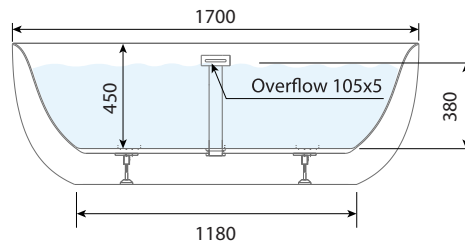
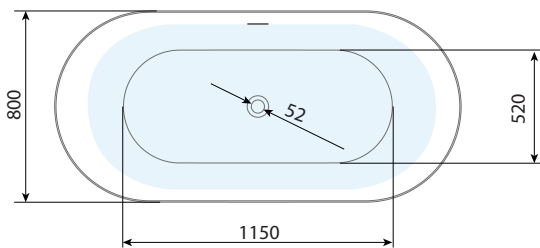
ROPER RHODES®

NO.	Description	Product Code	Fixings included	Gross Weight
1	Note Doubled Ended Freestanding Bathtub	BAC103	YES	45KG



DIMENSIONS

DIAGRAMS NOT TO SCALE | ALL DIMENSIONS IN MM TOLERANCE OF ± 5 MM
ALL PRODUCTS CONFORM TO BRITISH STANDARDS



*Dimensions are subject to change, customers are advised to measure actual product before commencing installation.

**Fixing point dimensions are for guidance only. The positions of fixings must be checked when product is received.

FAQs

Q - What Trap is recommended for use with this bathtub?

A - We recommend using a shallow bath trap with this bath tub. For other bath traps a void below the floor level may be required. The trap will require a 1 1/2" BSP connection to connect with the waste.

Q - Is this bathtub supplied with a waste?

A - No, bathtub slotted click wastes can be purchased separately from the Roper Rhodes brochure in a range of finishes.

Q - What colour is the overflow trim?

A - The bathtub is supplied with a neutral overflow slot.

Q - Do I need to purchase a bath tub overflow kit for this bath tub?

A - No, the bathtub is fitted with an integrated overflow channel, the only additional purchase required is a slotted click waste.

Q - What filling methods are recommended for this bathtub

A - We recommend using a Freestanding Bath Filler/Bath Shower Mixer or a Wall Mounted Bath Filler.

Q - How heavy is this bathtub?

A - The unfilled weight is 36KG, the filled weight is 328KG. A structural engineer should be consulted to ensure that your floor is strong enough to support the weight of a filled bathtub.

Q - What material is used to make this bathtub?

A - This bathtub is made from a double skin of 3.2mm acrylic, each skin is reinforced by a double layer of insulating fibreglass and resin. The bottom of the bath tub is reinforced using a 6mm thick MDF base board.

Q - Are the feet adjustable?

A - Yes, the feet are adjustable by a range of over 100mm. The feet are also installed with a ball joint to aid with levelling the bathtub.

Q - What is the overall capacity of the bathtub?

A - 292 Litres.

All of our bath tubs conform with BS EN 14156 Class 1 & Class 2