

TECHNICAL DATA SHEET

VAULT CABINETS

BOX CONTENTS: Vault Cabinet | Instructions booklet | 4 x Smoked Glass Shelves | 1x Wall Bracket | Fixing Kit | 1x Keep Clean Mat

FAQ's	Units	VTC050 VTC050-XX	VTC065 VTC065-XX	VTC080 VTC080-XX	VTC100 VTC100-XX
Recess dimensions (L x W x D)	mm	473 x 673 x 85	623 x 673 x 85	773 x 673 x 85	973 x 673 x 85
Internal dimensions (L x W x D)	mm	190 x 640 x 91	265 x 640 x 91	340 x 640 x 91	440 x 640 x 91
Shelf dimensions (L x W x D)	mm	182 x 70 x 5	257 x 70 x 5	332 x 70 x 5	432 x 70 x 5
Max shelf spacing	mm	315			
Distance between door hinges	mm	510			
Individual door dimensions (L x W x D)	mm	466 x 666 x 6	(2x) 306 x 666 x 6	(2x) 382 x 666 x 6	(2x) 482 x 666 x 6
Door opening angle	°	90			
Depth with door fully open	mm	578	419	494	594
Hanging bracket dimensions	mm	430	580	730	930
What is the thickness of the mirror glass?	mm	3+3			
Does the cabinet come with side panels?	-	No. Cabinet Side Panels (Mirror/Black/Colour matched) can be purchased separate.			
Where is the switch sensor located?	-	Touch Bar underneath the cabinet			
Can the LED lighting be replaced?	-	No			
Can the switch sensor be replaced?	-	No			
What size fuse should I use?		Seek advice from an electrician			
How do I turn on the demister pad?	-	The demister pad will turn on when the LEDs are turned on.			
Are illuminated cabinets/mirrors supplied with mains cable?	-	All illuminated cabinets/mirrors are supplied with a removeable 500mm mains cable. There is ample storage for excess cable in the back of the unit.			

Please note:

- Dimensions are subject to change. Customers are advised to measure actual product dimensions before commencing installation.
- Fixing point dimensions are for guidance only/the positions of wall fixing must be checked when product is received.
- The LED (lm) values represent the output of the LED. Actual product level Lumen output may vary depending on the diffuser material i.e.,

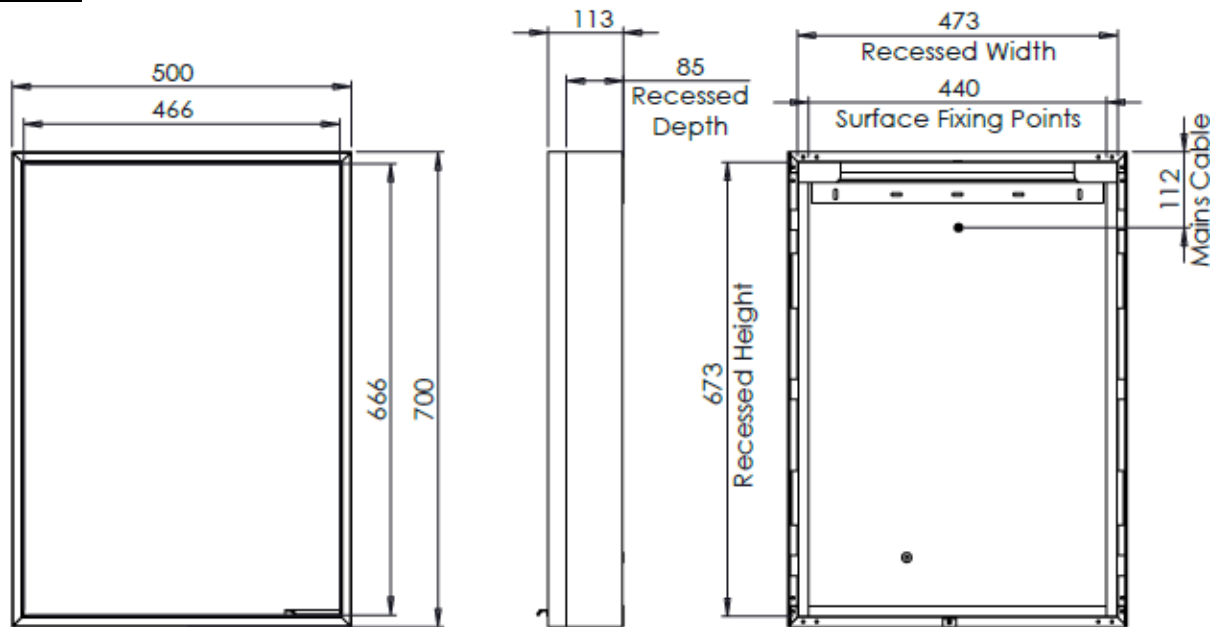
TECHNICAL DATA SHEET

ELECTRICAL SPECIFICATION

	Input Voltage	Lamp Type	Total Wattage (LED & Demist)	Demist (W)	Demist Size (mm)	LEDs (W)	LED (lm)	Energy Rating	CCT (K)	CRI	IP Rating	Electrical Class
VTC050	220-240V 50Hz	12V DC LED Lamp	79.00	25	200*300	24.00	1728	G	3000-4000-6000	85	IP44	Class I
VTC065	220-240V 50Hz	12V DC LED Lamp	106.50	50	200*300 (x2)	26.50	1944	G	3000-4000-6000	85	IP44	Class I
VTC080	220-240V 50Hz	12V DC LED Lamp	110.00	50	200*300 (x2)	30.00	2160	G	3000-4000-6000	85	IP44	Class I
VTC100	220-240V 50Hz	12V DC LED Lamp	114.00	50	200*300 (x2)	34.00	2448	G	3000-4000-6000	85	IP44	Class I

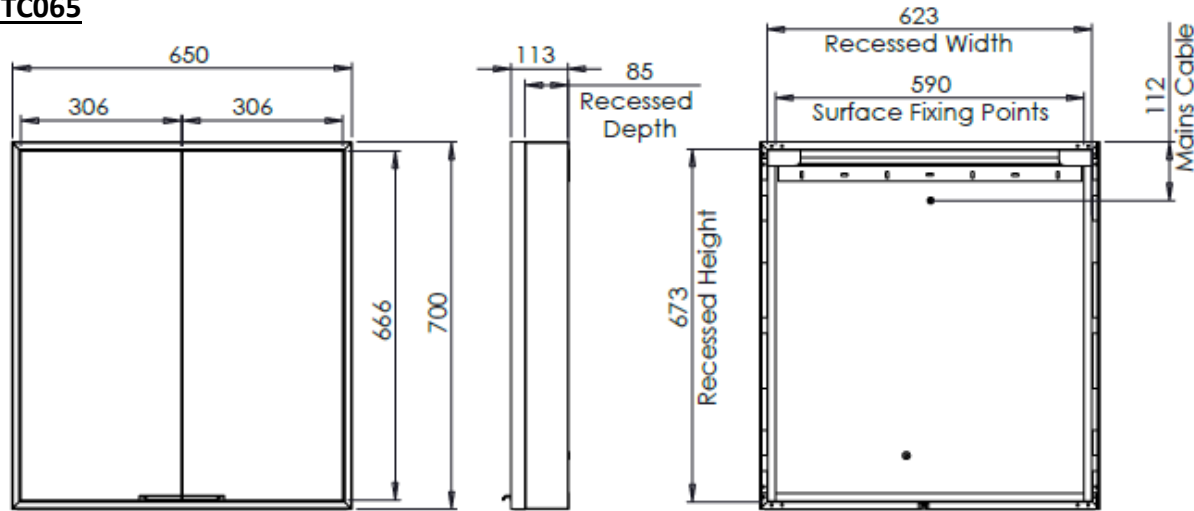
TECHNICAL DRAWINGS

VTC050

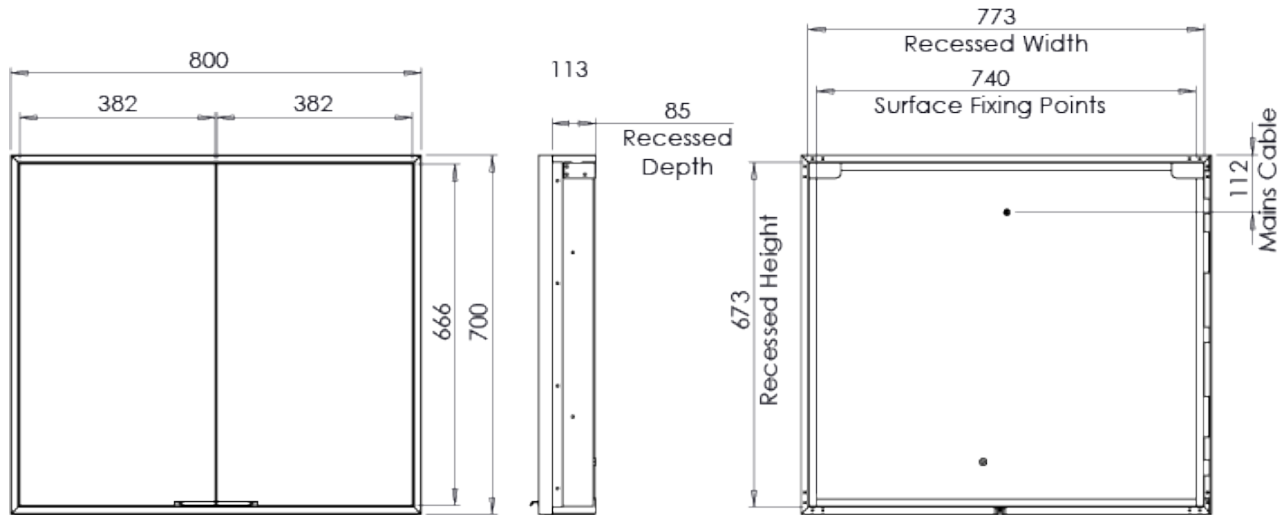


TECHNICAL DATA SHEET

VTC065



VTC080



TECHNICAL DATA SHEET

VTC100

