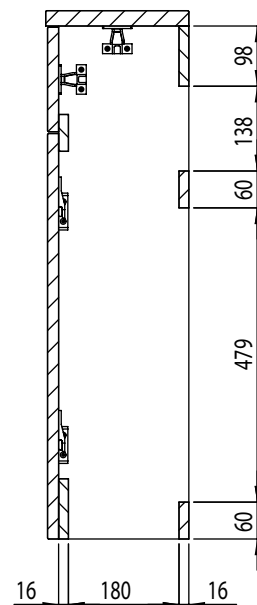
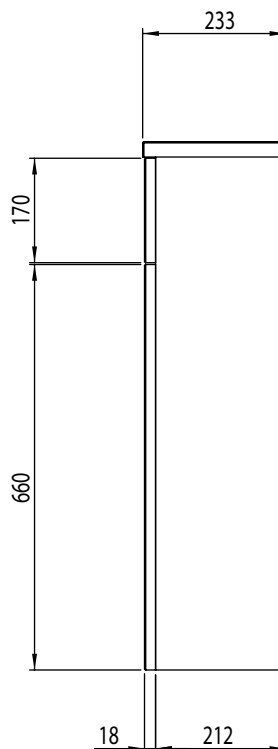
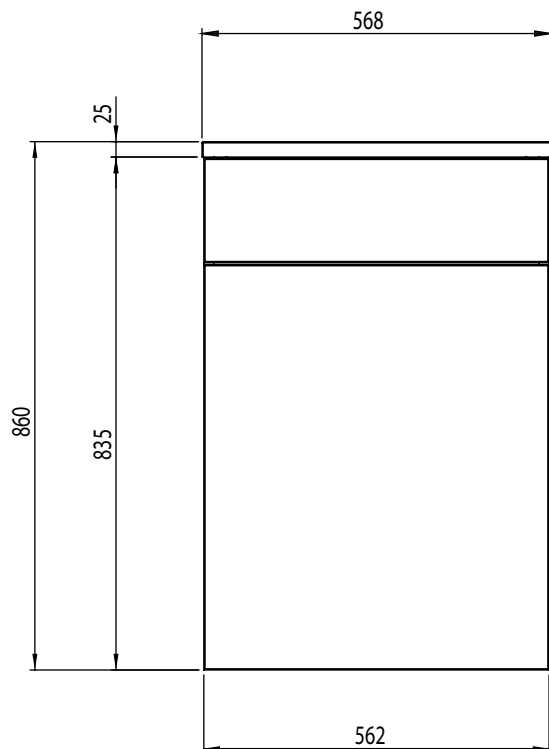


# TECHNICAL DATA SHEET

## TRFBTW.X - Flat Fronted BTW Unit

Diagrams not to scale  
All dimensions in mm  
tolerance of +/-5mm



### Materials

Carcass: 16mm painted & melamine faced MFC

Fascia Components: 18mm painted MDF

Worktop Components: 25mm painted MDF

\*Dimensions are subject to change, customers are advised to measure actual product before commencing installation.

\*\*Fixing point dimensions are for guidance only/the positions of wall fixing must be checked when product is received.

## FAQs

Q -Can a wall hung frame be used inside the BTW unit?

A - No, see brochure.

Q - Do the fascia's come pre-drilled?

A - No, this must be done to suit the cistern / pan selected.

Q - Are the fascia's removable?

A - Yes, they are on quick release clips.

Q - How do I fix the unit to the wall?

A - You can secure it to the wall drilling through the back brace using the pre-drilled holes

Q - What flush button can be used for this unit?

A - All Trade Solutions/ RR/ R2 branded flush buttons are suitable.

Q - What cistern is a suitable size for this unit?

A - All Trade Solutions/ RR/ R2 branded cisterns are suitable for unit. Non branded products should be checked by installer